

Smart Zignito Plug

Quick Setup for Pairing with Smart Life/Tuya App

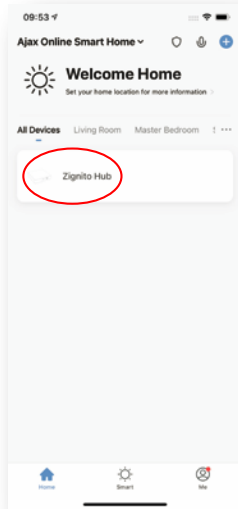

ZIGNITOTM

Ajax Online

1

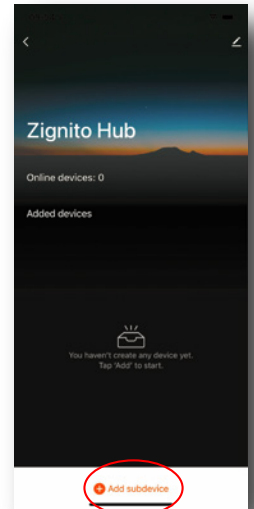
a) Download and register an account on the Smart Life or Tuya App then open & then pair your Zignito Hub. Once paired select "Zignito Hub"

b) Please also check that the plug LED light is flashing, if not press & hold the **power button for 5-6 seconds** until the LED light flashes(factory reset)



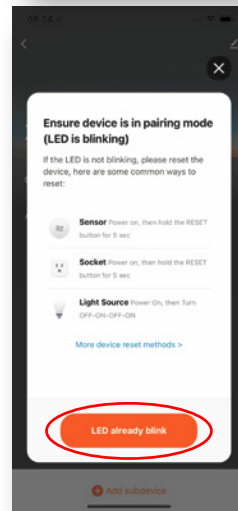
2

Now select "Add subdevice".



3

Now select "LED already blink".



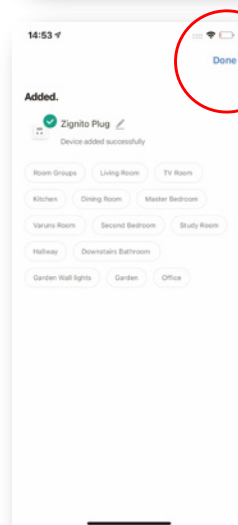
4

Your Zignito Hub will now search for your plug. Once found select "Done".



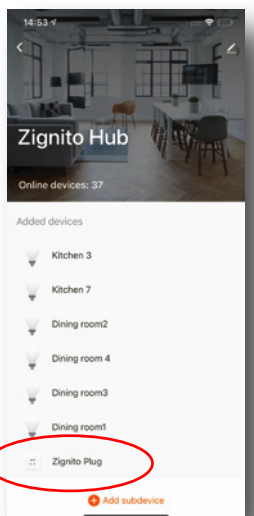
5

Finally select "Done" again to complete pairing".



6

When paired, you will be able to change the settings of your plug to suit your preference.



For further information, please contact us and we'll be happy to assist you.

Smart Zignito Plug

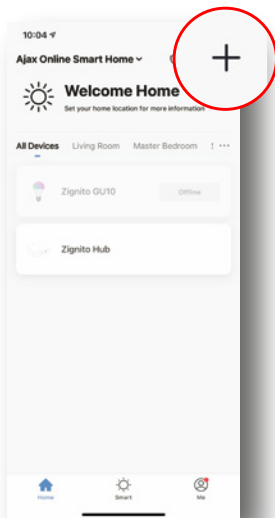

Manual Setup for Pairing with Smart Life/Tuya App



1

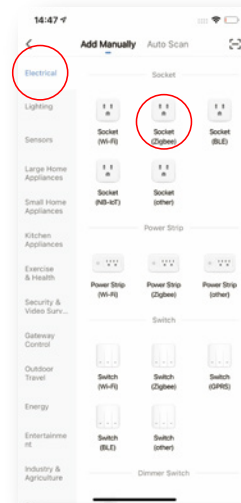
a) Download and register an account on the Smart Life or Tuya App then open & then pair your Zignito Hub. Once paired select "+".

b) Please also check that the plug LED light is flashing, if not press & hold the **power button for 5-6 seconds** until the LED light flashes(factory reset)



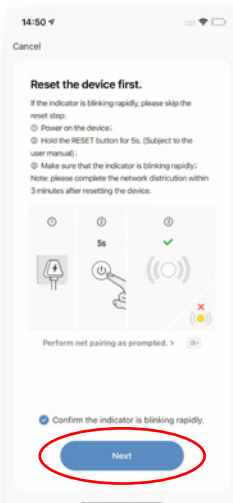
2

Select "Electrical" Socket (Zigbee)" under "Electrical".



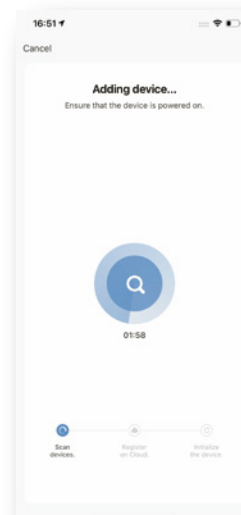
3

Select "Confirm the indicator is flashing" & then select "Next".



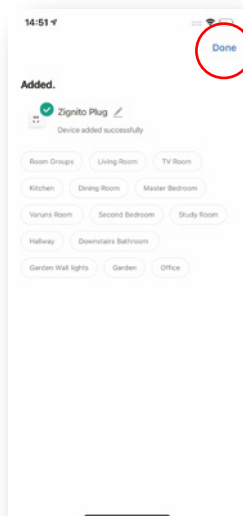
4

Your Zignito Hub will now search for your plug.



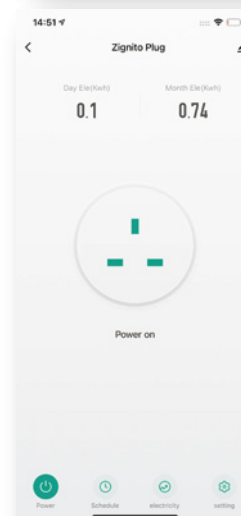
5

Once your Zignito Hub finds your Zignito plug, You will be able to rename it if you wish. Select "Done" to confirm.



6

When paired, you will be able to change the settings of your plug to suit your preference.



For further information, please contact us and we'll be happy to assist you.