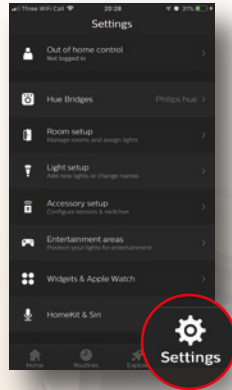
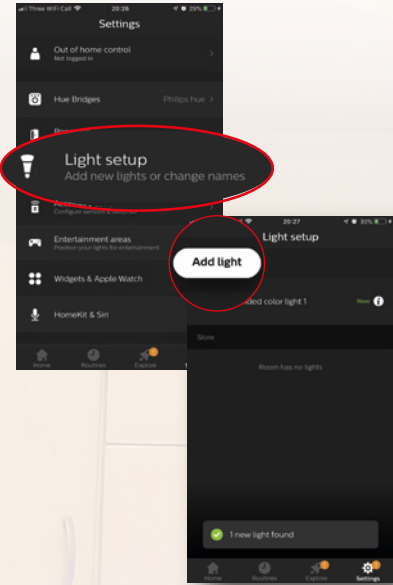


Zigbee Vintage Smart Bulb Instructions for pairing with Philips Hue Bridge

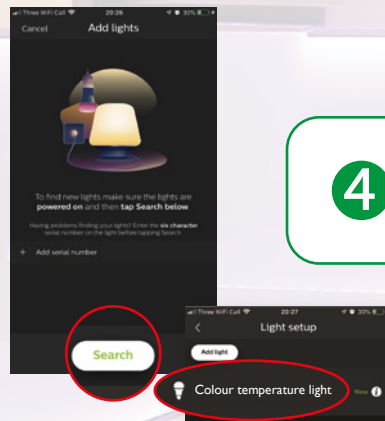
1 Open the Hue App and press Settings.



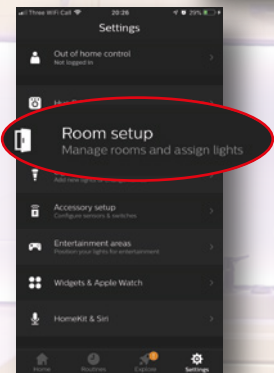
2 Select Light setup and select "Add Lights"



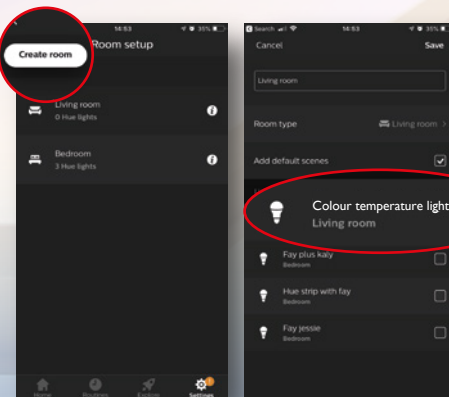
3 Select "Search". The new light will show as "Colour temperature light"



4 Add to room via room setup



5 Now create a room or add the newly discovered light to existing room*



*If this fails, reset the controller by switching it on and off 7 times from the mains. Led strip will blink and glow softly. Repeat steps 1-5.

For further information, please contact us and we'll be happy to assist you.